

# Architectural Colors

## Color Chips


### Available on All Hydrel and Winscape



BL - Black



BZ - Bronze



BRS - Bronze Smooth



BRT - Bronze Textured



CHS - Chrome Smooth



DBL - Designer Black



DBLB - Designer Black Textured




DDB - Designer Bronze




DDBT - Designer Bronze Textured




DNA - Natural Aluminum




DNAT - Natural Aluminum Textured




DWH - Designer White



GN - Green



GR - Gray




NBS - Natural Bronze Smooth




SND - Sand



STG - Steel Gray



TVG - Terra Verde Green



VET - Verde Textured



WH - White Textured



WHS - White Smooth

### Brass Only — Winscape Only



BRZ - Satin Bronze  
w/Satin Clear



NAT - Natural Brass  
w/Satin Clear



POL - Polished Brass  
w/Gloss Clear

Aluminum fixture surfaces are “four step pretreated” prior to being painted with a long lasting TGIC polyester powder coat.

Custom finishes are available. Textures of custom finishes are dependent on the finish material specified. Please consult factory.

*Note: These colors were scanned from color chip samples. Some colors, however, may vary slightly from actual appearance due to printing variations and limitations. Please contact factory for color chip samples.*

### Stainless Only — Winscape Only



BRSS - Brushed Stainless Steel  
w/Clear Coat



NSS - Natural Stainless Steel  
w/Clear Coat



PSS - Polished Stainless Steel  
w/Clear Coat